


PHP Myadmin

What is PhpMyadmin

phpMyAdmin is a free software tool written in PHP, intended to handle the administration of MySQL over the Web. phpMyAdmin supports a wide range of operations on MySQL and MariaDB.



How to install and run

In Xampp, you need to select 'phpmyadmin ' while installing and then click admin to start it ..

Or you can type in Url,

localhost/phpmyadmin




Most used menu options

The screenshot displays the phpMyAdmin web interface. The top navigation bar includes tabs for Structure, SQL, Search, Query, Export, Import, Operations, Routines, and Events. The left sidebar shows a tree view of databases and tables, with 'sibhapvv_personal' selected. The main content area shows a table list for the 'sibhapvv_personal' database. A 'Filters' box is visible above the table list. Below the table list, there are options to 'Check all' and 'With selected:'. At the bottom, there is a 'Create new table' button and a 'Data dictionary' link.

Table	Action	Rows	Type	Collation	Size
<input type="checkbox"/> acpm	★ Browse Structure Search Insert Empty Drop	6	InnoDB	latin1_swedish_ci	16.0
<input type="checkbox"/> books	★ Browse Structure Search Insert Empty Drop	124	MyISAM	latin1_swedish_ci	15.0
<input type="checkbox"/> books_2	★ Browse Structure Search Insert Empty Drop	51	MyISAM	latin1_swedish_ci	14.0
<input type="checkbox"/> contacts	★ Browse Structure Search Insert Empty Drop	1,127	InnoDB	utf8_general_ci	256.0
<input type="checkbox"/> english_books	★ Browse Structure Search Insert Edit Drop	~0	View	---	---
<input type="checkbox"/> links	★ Browse Structure Search Insert Empty Drop	7	InnoDB	latin1_swedish_ci	16.0
<input type="checkbox"/> rdbm_psn	★ Browse Structure Search Insert Edit Drop	~0	View	---	---
<input type="checkbox"/> tamil_books	★ Browse Structure Search Insert Edit Drop	~0	View	---	---
<input type="checkbox"/> users	★ Browse Structure Search Insert Empty Drop	2	InnoDB	latin1_swedish_ci	32.0
9 tables	Sum	~1,317	InnoDB	latin1_swedish_ci	350.0

Most Used menu options

- **Context sensitive** menu bar
 - Select a **Database** first
 - Expand the database tables and select a table (or create new table)
 - Use Browse menu to see the data and Structure menu to edit the structure.
- 

Menu options when a database is selected

The screenshot shows the phpMyAdmin interface with the 'Database: sibhapvv_personal' selected. The 'Structure' menu is open, displaying various options for managing the database structure. The 'Filters' section is empty. The table list shows the following data:

Table	Action	Rows	Type	Collation	Size
<input type="checkbox"/> acpm	★ Browse Structure Search Insert Empty Drop	6	InnoDB	latin1_swedish_ci	16.0
<input type="checkbox"/> books	★ Browse Structure Search Insert Empty Drop	124	MyISAM	latin1_swedish_ci	15.0
<input type="checkbox"/> books_2	★ Browse Structure Search Insert Empty Drop	51	MyISAM	latin1_swedish_ci	14.0
<input type="checkbox"/> contacts	★ Browse Structure Search Insert Empty Drop	1,127	InnoDB	utf8_general_ci	256.0
<input type="checkbox"/> english_books	★ Browse Structure Search Insert Edit Drop	~0	View	---	---
<input type="checkbox"/> links	★ Browse Structure Search Insert Empty Drop	7	InnoDB	latin1_swedish_ci	16.0
<input type="checkbox"/> rdbm_psn	★ Browse Structure Search Insert Edit Drop	~0	View	---	---
<input type="checkbox"/> tamil_books	★ Browse Structure Search Insert Edit Drop	~0	View	---	---
<input type="checkbox"/> users	★ Browse Structure Search Insert Empty Drop	2	InnoDB	latin1_swedish_ci	32.0
9 tables	Sum	~1,317	InnoDB	latin1_swedish_ci	350.0

Below the table list, there is a 'Check all' checkbox and a 'With selected:' dropdown menu. At the bottom, there is a 'Create new table' button and a 'Data dictionary' link.

Menu options when a table is selected

The screenshot displays the phpMyAdmin web interface. The left sidebar shows a tree view of databases and tables, with 'Tables' expanded under the 'sibhapvv_personal' database. The main content area shows the 'acpm' table selected. A menu is open above the table, listing options: Browse, Structure, SQL, Search, Insert, Export, Import, Operations, and Triggers. Below the menu, a query editor shows the SQL statement 'SELECT * FROM `acpm`'. A table of data is displayed with columns: id, title, author, lang, remarks, cover, file_name, pdf, kindle, and audio. The table contains 6 rows of data. At the bottom, a 'With selected:' menu is visible, containing options for Edit, Copy, Delete, and Export.

Showing rows 0 - 5 (6 total, Query took 0.0022 seconds.)

```
SELECT * FROM `acpm`
```

Profiling [Edit inline][Edit][Explain SQL][Create PHP code][Refresh]

Show all | Number of rows: 25 | Filter rows: Search this table | Sort by key: None

Extra options

	id	title	author	lang	remarks	cover	file_name	pdf	kindle	audio
<input type="checkbox"/> Edit Copy Delete	1	RDBM	This web site		Intro to subject		intro_rdbm			
<input type="checkbox"/> Edit Copy Delete	2	RDBM	This web site		Intro to subject		rdbm_1			
<input type="checkbox"/> Edit Copy Delete	3	RDBM	This Web site		Data models		rdbm_data_model_03_aug			
<input type="checkbox"/> Edit Copy Delete	4	misc_1			how to install XAMPP		intro_to_XAMPP_03_aug			
<input type="checkbox"/> Edit Copy Delete	5	RDBM	Data Languages	3			rdbm_data_languages_04_aug			
<input type="checkbox"/> Edit Copy Delete	6	SQL			Exercise 1		sql_ex_1_03_aug			

With selected: Edit Copy Delete Export

Menu options when logged in as root

As a root user , you will be able to create user , drop user, grant privileges or revoke privileges



phpMyAdmin

Recent Favorites

Type to filter these, Enter to search all X

- New
- acpm
- ancestry
- books
- cmtdb
- dsoi
- ermsdb
- frass
- geneotree
- gibsondb
- goa
- guestbook
- hostel
- hotel
- information_schema
- mu_sample
- MyDB
- mysql
- nda

Server: localhost:3306


Databases SQL Status User accounts Export Import Settings Replication Variables More

User name	Host name	Password	Global privileges	User group	Grant	Action
<input type="checkbox"/> a55ndo6u	%	Yes	ALL PRIVILEGES		Yes	Edit privileges Export
<input type="checkbox"/> aa	%	No	USAGE		No	Edit privileges Export
<input type="checkbox"/> abc	%	Yes	USAGE		No	Edit privileges Export
<input type="checkbox"/> abc	localhost	Yes	USAGE		No	Edit privileges Export
<input type="checkbox"/> dummy	localhost	No	USAGE		No	Edit privileges Export
<input type="checkbox"/> murali	%	Yes	USAGE		No	Edit privileges Export
<input type="checkbox"/> murali	localhost	Yes	USAGE		No	Edit privileges Export
<input type="checkbox"/> phpmyadmin	localhost	Yes	ALL PRIVILEGES		Yes	Edit privileges Export
<input type="checkbox"/> plogger	localhost	Yes	USAGE		No	Edit privileges Export
<input type="checkbox"/> root	localhost	Yes	ALL PRIVILEGES		Yes	Edit privileges Export
<input type="checkbox"/> smd1	localhost	Yes	USAGE		No	Edit privileges Export
<input type="checkbox"/> zenphotouser	localhost	Yes	USAGE		No	Edit privileges Export

Check all With selected: [Export](#)

New Console

Other features of phpmyadmin

- Console provided for commands.
 - User is prompted for key words and objects while typing SQL Statements.
 - Graphical interface for operations like back up / move databases and tables.
 - Facilitates visually designing a database.
- 

Nextclass

More about select queries,.....

Including filters, aggregate , operators,
joins, union and subqueries.





DUDEME Select from Girls Where Age...

Size:2XS

Colour:Navy

